

## Proposed Motorcycle Parking Charges

<https://consultation.lewisham.gov.uk/corporate-policy-and-governance/motorcycle-parking-charges>

This report was created on Tuesday 02 November 2021 at 08:56

The activity ran from 09/08/2021 to 01/11/2021

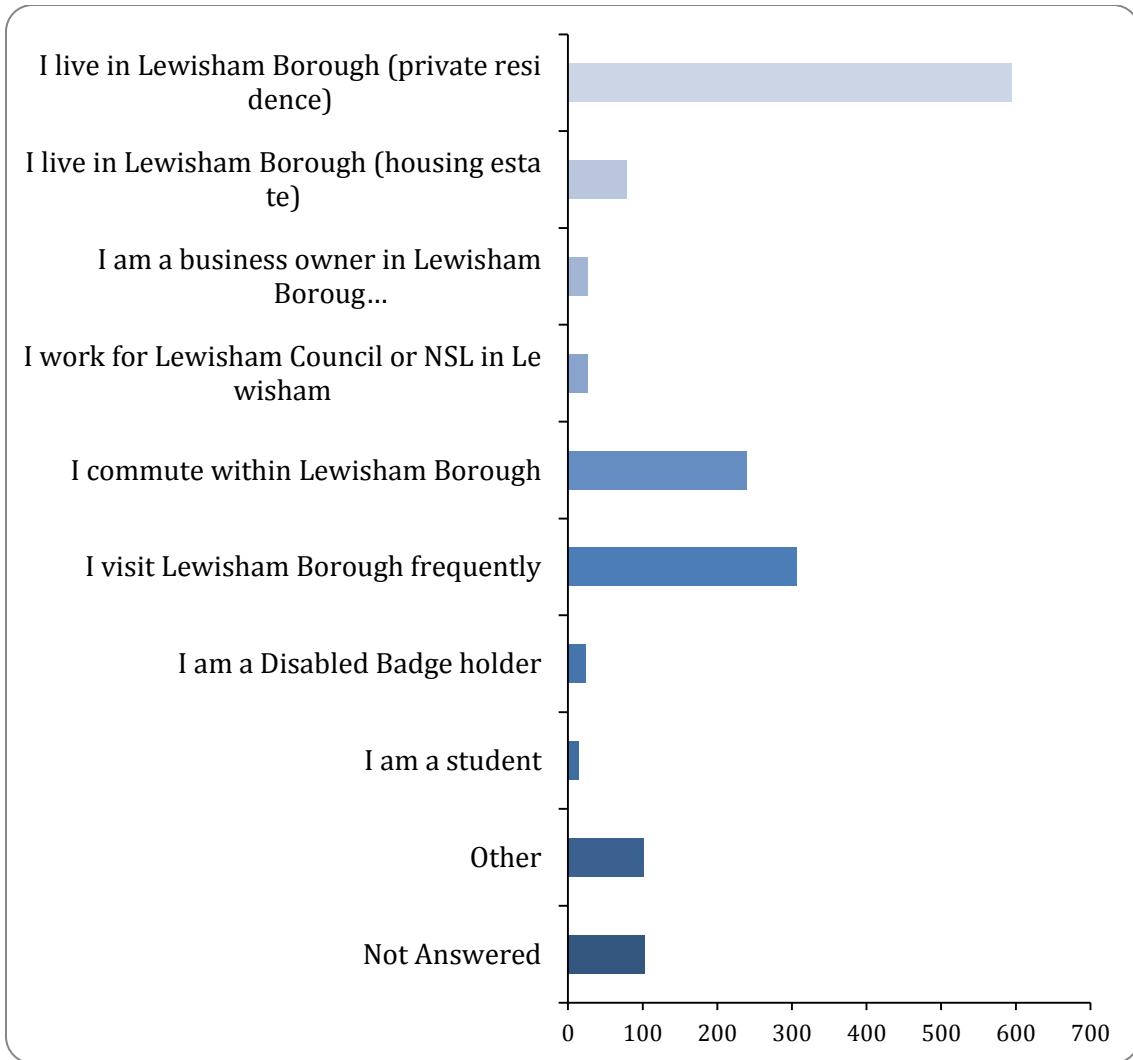
Responses to this survey: **1271**

### **1: In what capacity are you responding to this consultation?**

#### **What capacity**

There were 1168 responses to this part of the question.

Lewisham Council



Option	Total	Percent
<b>I live in Lewisham Borough (private residence)</b>	594	46.73%
<b>I live in Lewisham Borough (housing estate)</b>	78	6.14%
<b>I am a business owner in Lewisham Borough</b>	26	2.05%
<b>I work for Lewisham Council or NSL in Lewisham</b>	26	2.05%
<b>I commute within Lewisham Borough</b>	239	18.80%
<b>I visit Lewisham Borough frequently</b>	307	24.15%
<b>I am a Disabled Badge holder</b>	24	1.89%
<b>I am a student</b>	14	1.10%
<b>Other</b>	101	7.95%
<b>Not Answered</b>	103	8.10%

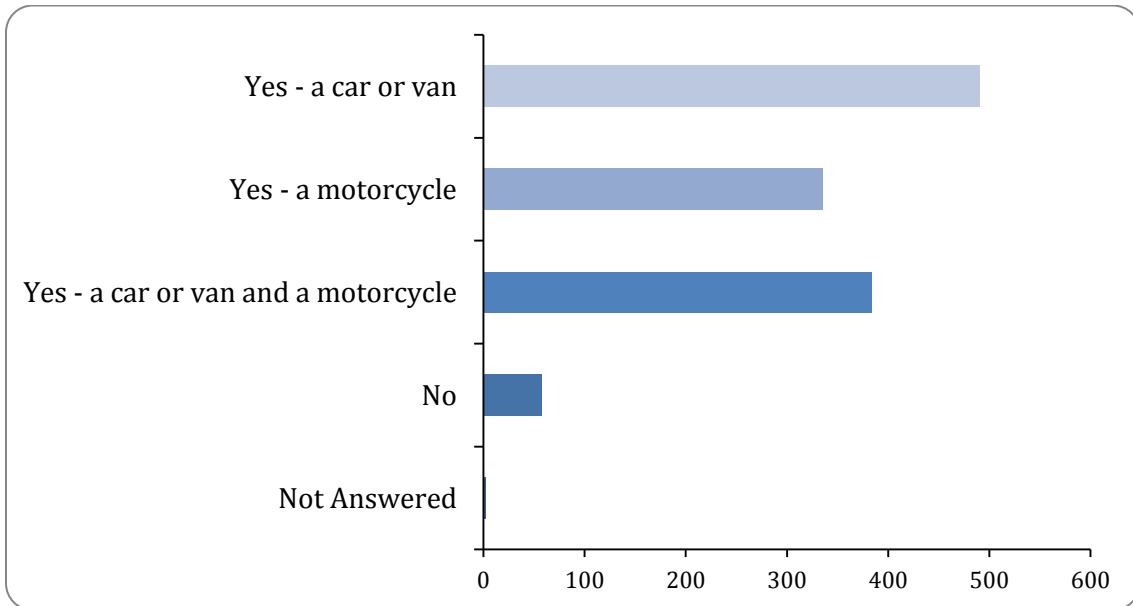
Other, please specify:

There were 115 responses to this part of the question.

## 2: Do you own a vehicle?

### Vehicle

There were 1269 responses to this part of the question.

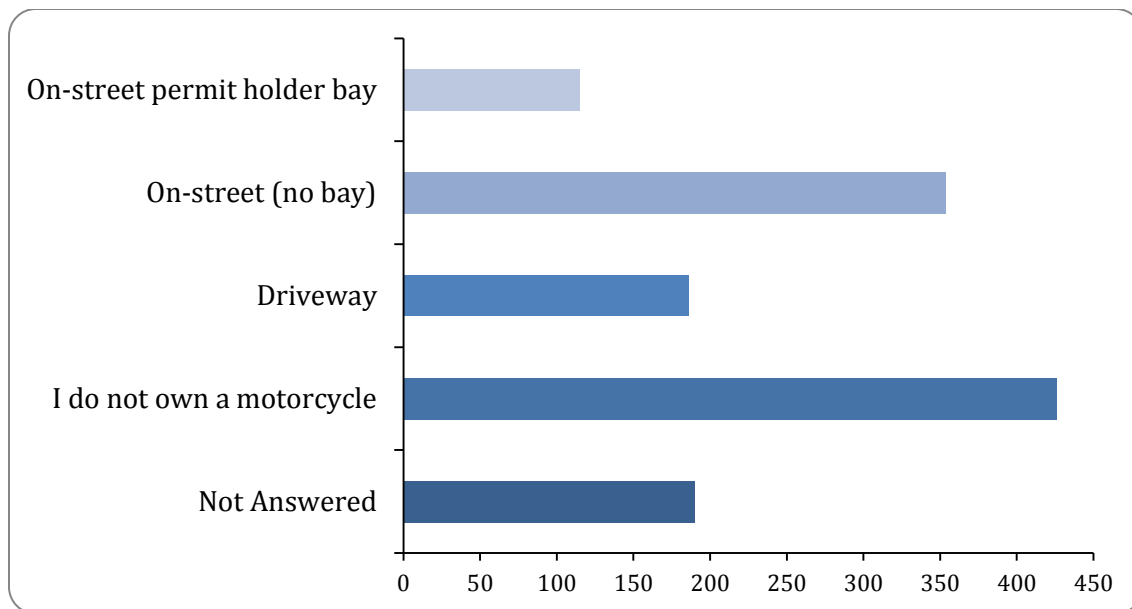


Option	Total	Percent
Yes - a car or van	491	38.63%
Yes - a motorcycle	336	26.44%
Yes - a car or van and a motorcycle	384	30.21%
No	58	4.56%
Not Answered	2	0.16%

## 3: If you own a motorcycle, where do you usually park?

### Park

There were 1081 responses to this part of the question.



Option	Total	Percent
On-street permit holder bay	115	9.05%
On-street (no bay)	354	27.85%
Driveway	186	14.63%
I do not own a motorcycle	426	33.52%
Not Answered	190	14.95%

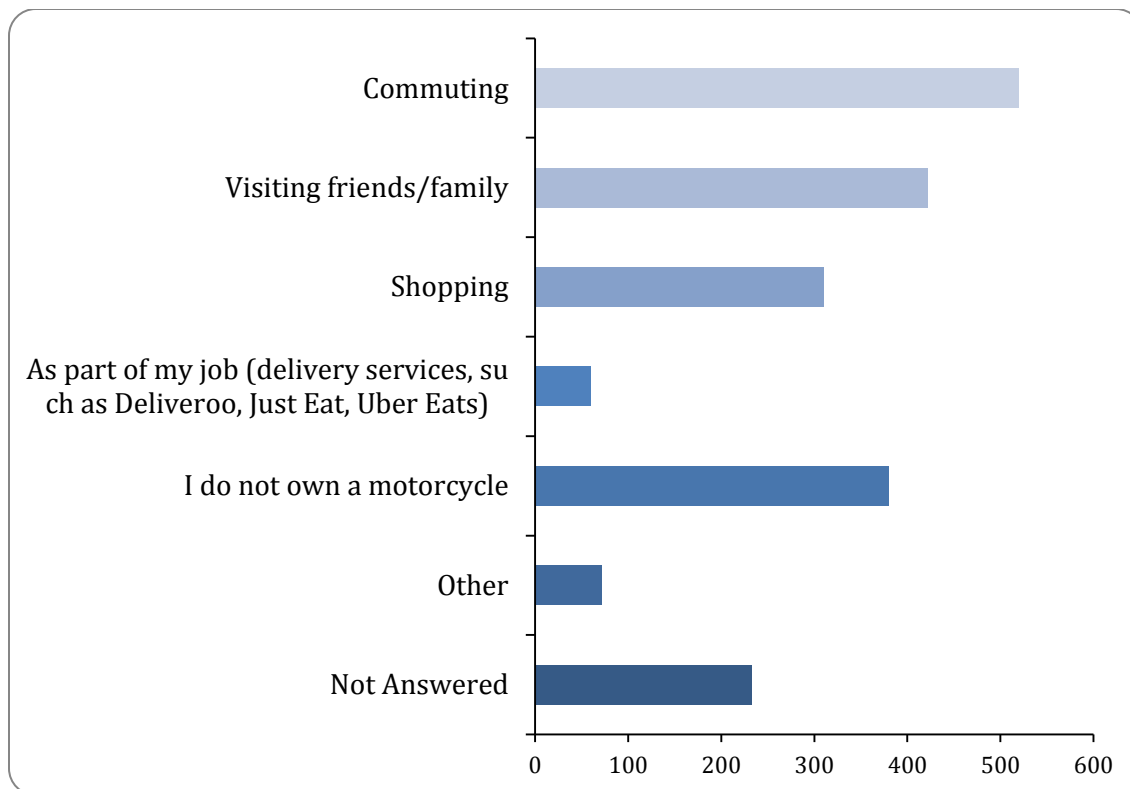
**Other, please specify:**

There were 119 responses to this part of the question.

**4: If you own a motorcycle, what do you usually use it for?**

**If you own a motorcycle what do you use it for**

There were 1038 responses to this part of the question.



Option	Total	Percent
<b>Commuting</b>	520	40.91%
<b>Visiting friends/family</b>	422	33.20%
<b>Shopping</b>	310	24.39%
<b>As part of my job (delivery services, such as Deliveroo, Just Eat, Uber Eats)</b>	60	4.72%
<b>I do not own a motorcycle</b>	380	29.90%
<b>Other</b>	71	5.59%
<b>Not Answered</b>	233	18.33%

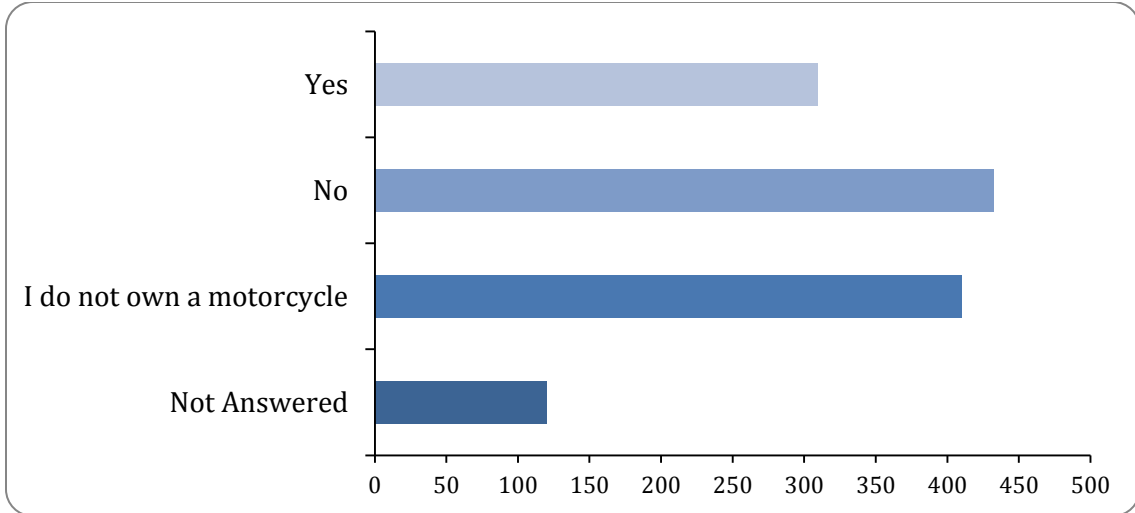
**Other, please specify:**

There were 92 responses to this part of the question.

**5: If you own a motorcycle, do you feel your motorcycle is safe when parking within the Borough?**

**Safe**

There were 1151 responses to this part of the question.

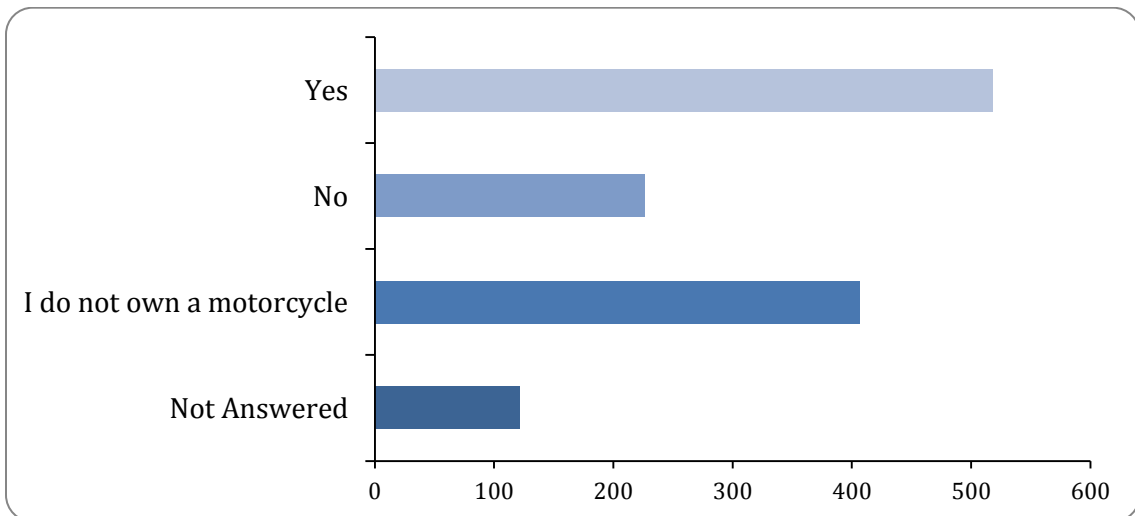


Option	Total	Percent
Yes	309	24.31%
No	432	33.99%
I do not own a motorcycle	410	32.26%
Not Answered	120	9.44%

**6: If you own a motorcycle, do you feel that lockable solo motorcycle bays would increase the safety and security of your vehicle?**

**Solo**

There were 1150 responses to this part of the question.

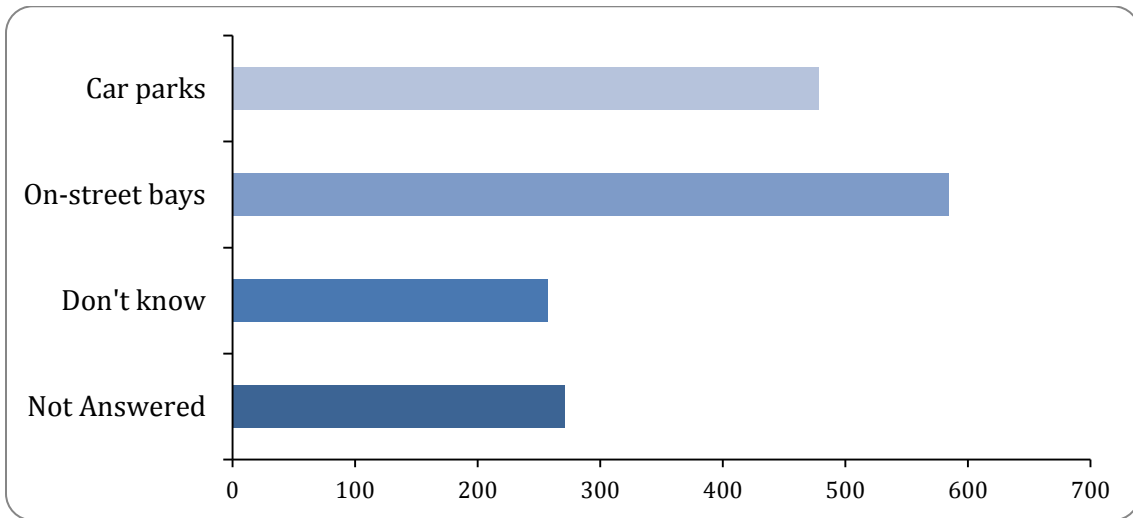


Option	Total	Percent
Yes	518	40.76%
No	226	17.78%
I do not own a motorcycle	406	31.94%
Not Answered	121	9.52%

## 7: Where would you like to see more lockable bays?

### Which locations for lockable bays

There were 1000 responses to this part of the question.



Option	Total	Percent
Car parks	478	37.61%
On-street bays	585	46.03%
Don't know	257	20.22%
Not Answered	271	21.32%

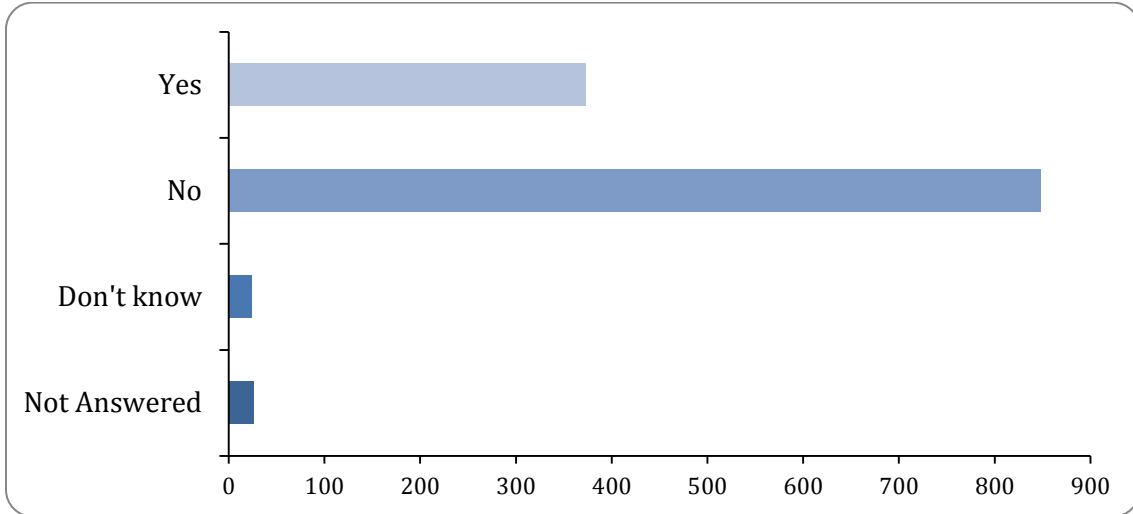
**If there are any particular geographical locations (e.g. specific streets) where you would like to see lockable bays please write them below:**

There were 129 responses to this part of the question.

**8: Do you agree with the proposed introduction of motorcycle parking charges?**

**Agree**

There were 1245 responses to this part of the question.



Option	Total	Percent
Yes	373	29.35%
No	848	66.72%
Don't know	24	1.89%
Not Answered	26	2.05%

**Please explain your response in the box below:**

There were 1036 responses to this part of the question.

**9: Please provide any additional comments regarding your opinion on the proposed introduction of motorcycle parking charges:**

**Comments**

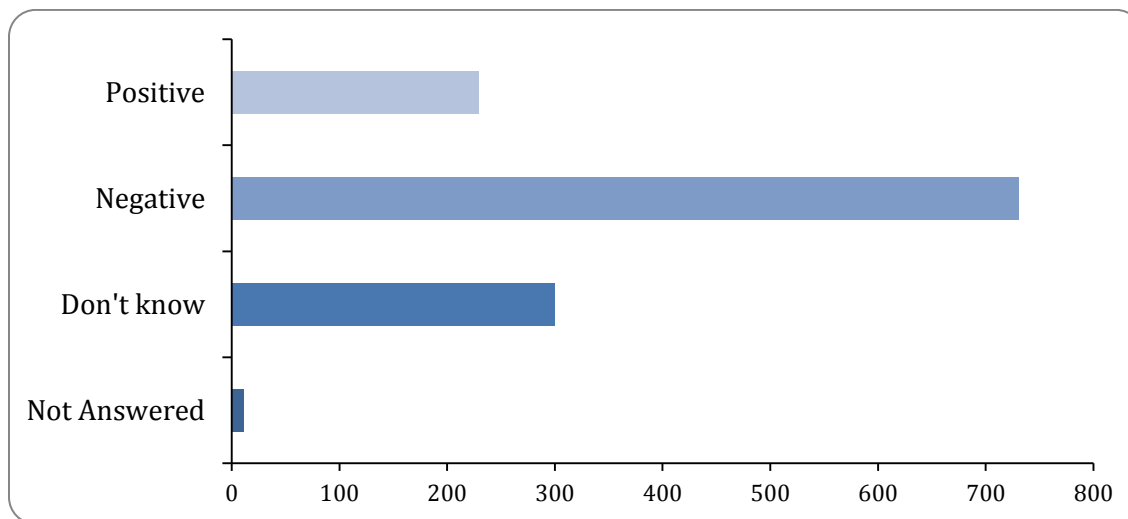
There were 625 responses to this part of the question.



**10: Do you believe that the proposed introduction of motorcycle parking charges will have a generally positive or negative impact on current permit holders?**

**Permit**

There were 1260 responses to this part of the question.



Option	Total	Percent
Positive	229	18.02%
Negative	731	57.51%
Don't know	300	23.60%
Not Answered	11	0.87%

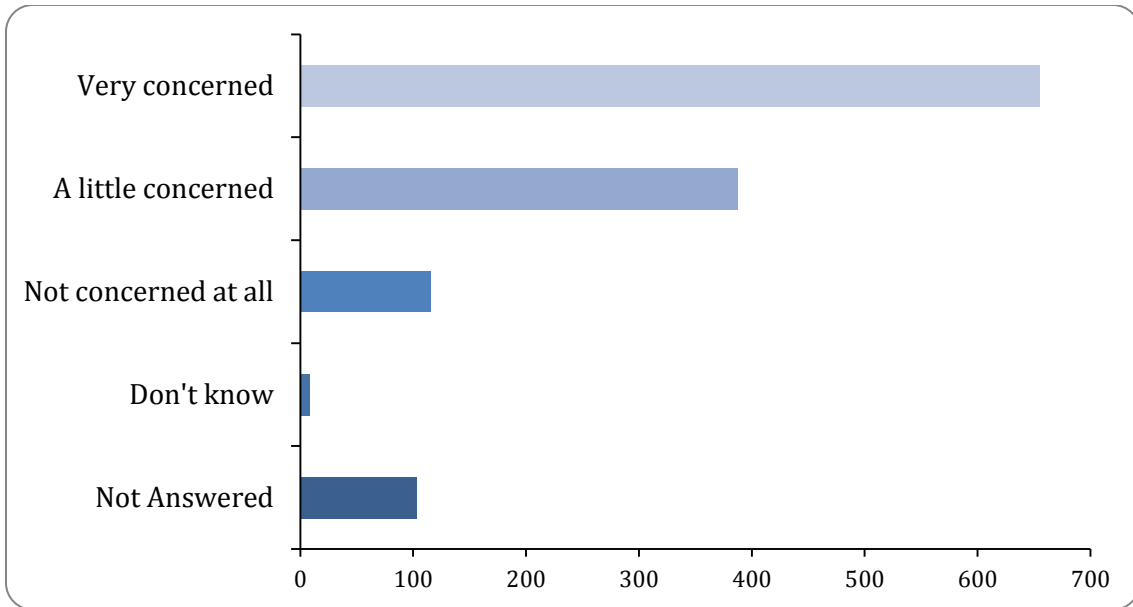
**Please explain your reasoning below:**

There were 591 responses to this part of the question.

**11: Are you concerned about air quality?**

**Air**

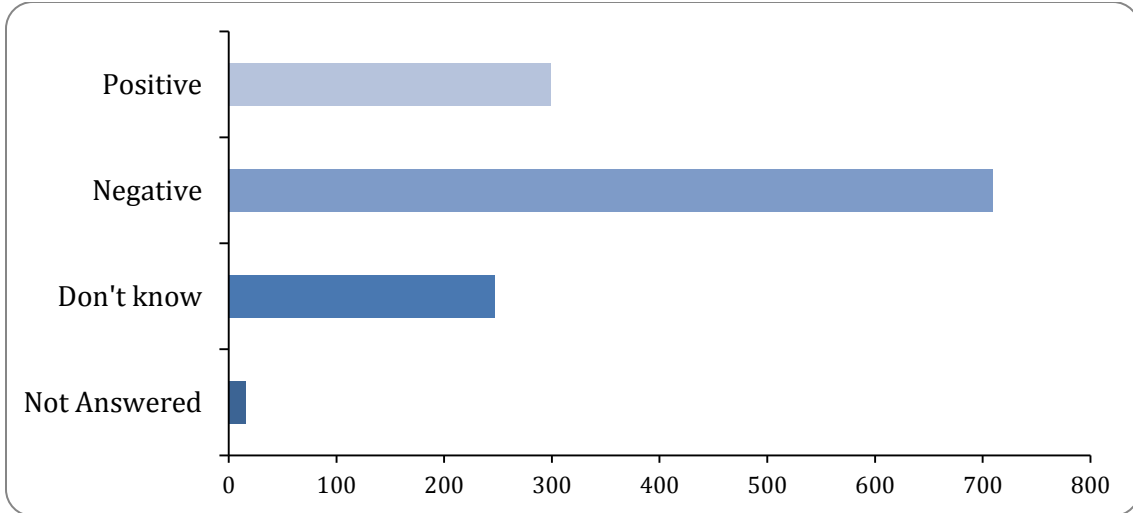
There were 1168 responses to this part of the question.



Option	Total	Percent
Very concerned	655	51.53%
A little concerned	388	30.53%
Not concerned at all	116	9.13%
Don't know	9	0.71%
Not Answered	103	8.10%

**12: Do you believe that the proposed introduction of motorcycle parking charges will have a generally positive or negative impact on the environment?**  
**Believe**

There were 1255 responses to this part of the question.



Option	Total	Percent
Positive	299	23.52%
Negative	709	55.78%
Don't know	247	19.43%
Not Answered	16	1.26%

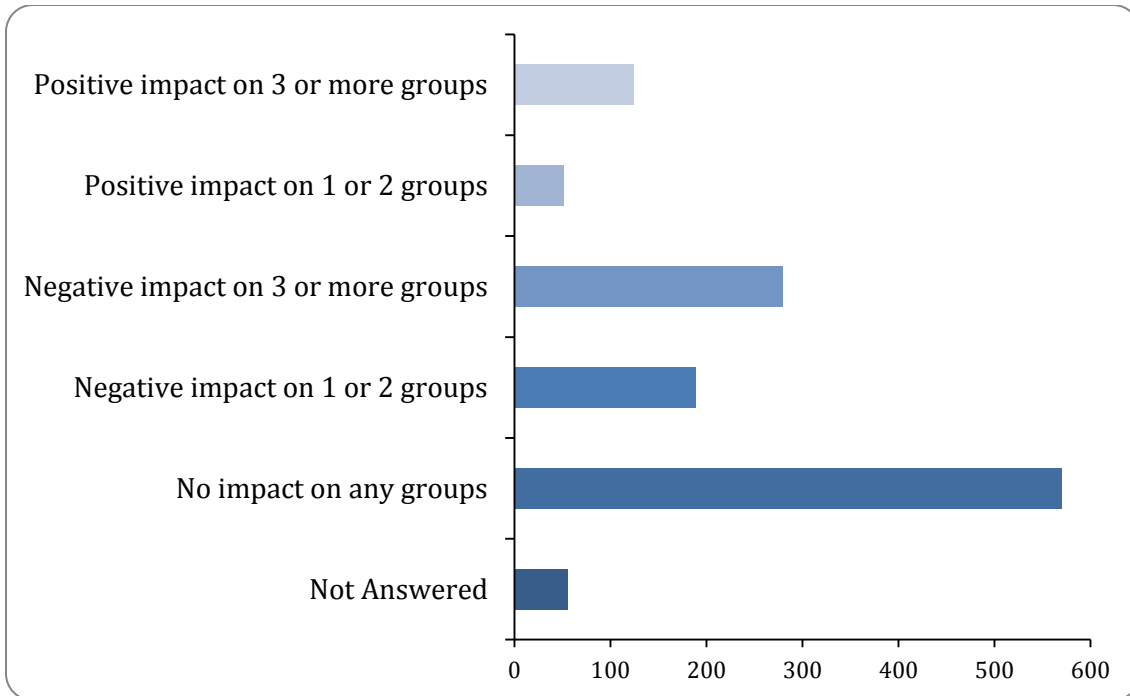
**Please explain your reasoning below:**

There were 766 responses to this part of the question.

**13: Do you believe that the introduction of motorcycle parking charges will have a positive, negative or no impact on the above protected characteristic groups?**

**Impact**

There were 1215 responses to this part of the question.



Option	Total	Percent
<b>Positive impact on 3 or more groups</b>	124	9.76%
<b>Positive impact on 1 or 2 groups</b>	52	4.09%
<b>Negative impact on 3 or more groups</b>	280	22.03%
<b>Negative impact on 1 or 2 groups</b>	189	14.87%
<b>No impact on any groups</b>	570	44.85%
<b>Not Answered</b>	56	4.41%

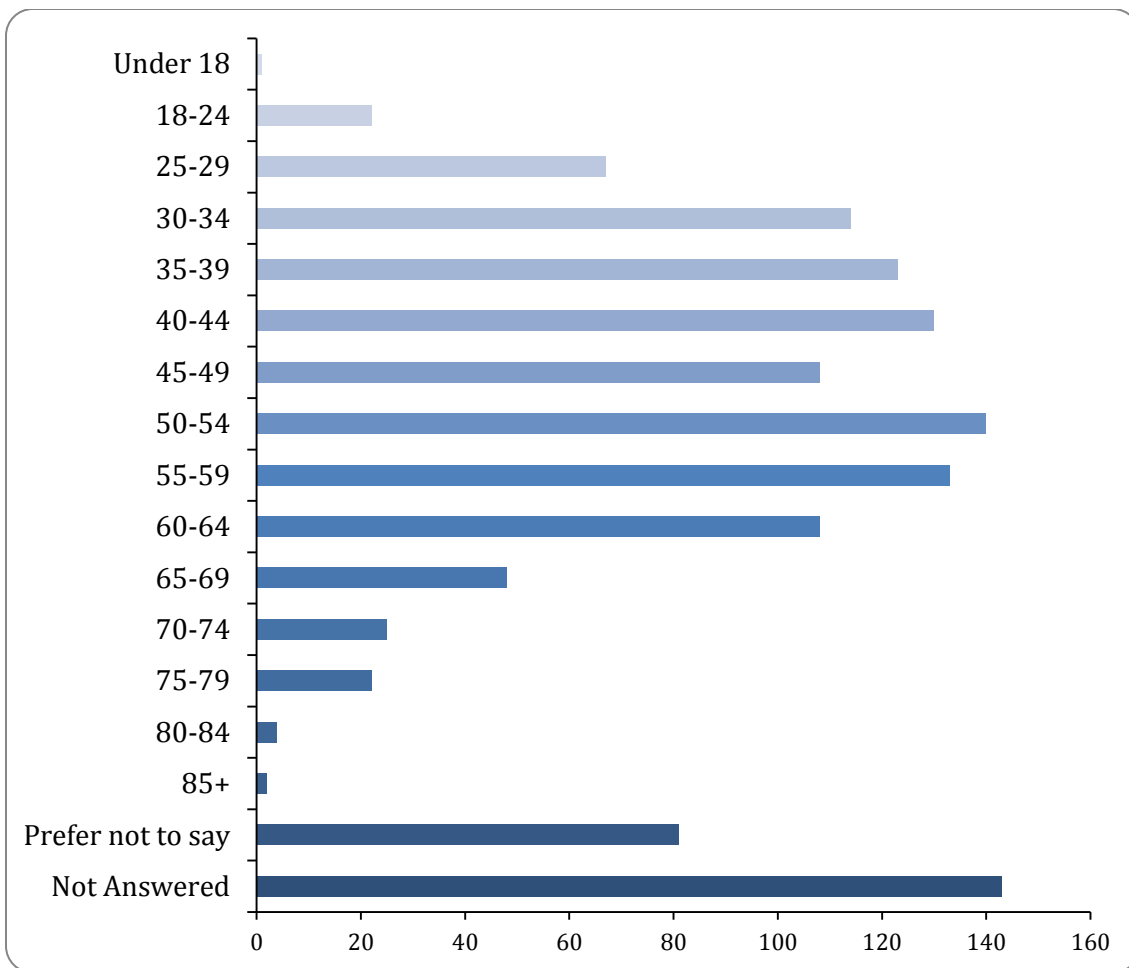
**Please explain your reasoning below, including the protected characteristic groups you think might be impacted:**

There were 527 responses to this part of the question.

### 15: What is your age?

#### Age

There were 1128 responses to this part of the question.



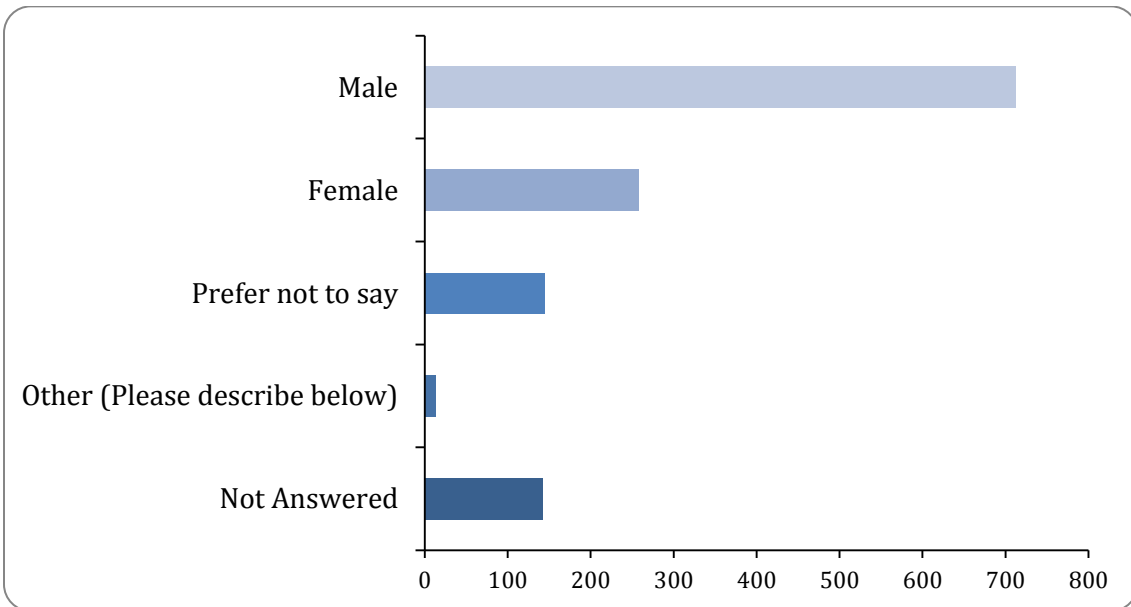
Option	Total	Percent
Under 18	1	0.08%
18-24	22	1.73%
25-29	67	5.27%
30-34	114	8.97%
35-39	123	9.68%
40-44	130	10.23%
45-49	108	8.50%
50-54	140	11.01%
55-59	133	10.46%
60-64	108	8.50%
65-69	48	3.78%
70-74	25	1.97%
75-79	22	1.73%
80-84	4	0.31%
85+	2	0.16%
Prefer not to say	81	6.37%

<b>Not Answered</b>	143	11.25%
---------------------	-----	--------

### 16: What is your sex?

Please select one of the following from the dropdown list:

There were 1129 responses to this part of the question.



Option	Total	Percent
<b>Male</b>	713	56.10%
<b>Female</b>	258	20.30%
<b>Prefer not to say</b>	145	11.41%
<b>Other (Please describe below)</b>	13	1.02%
<b>Not Answered</b>	142	11.17%

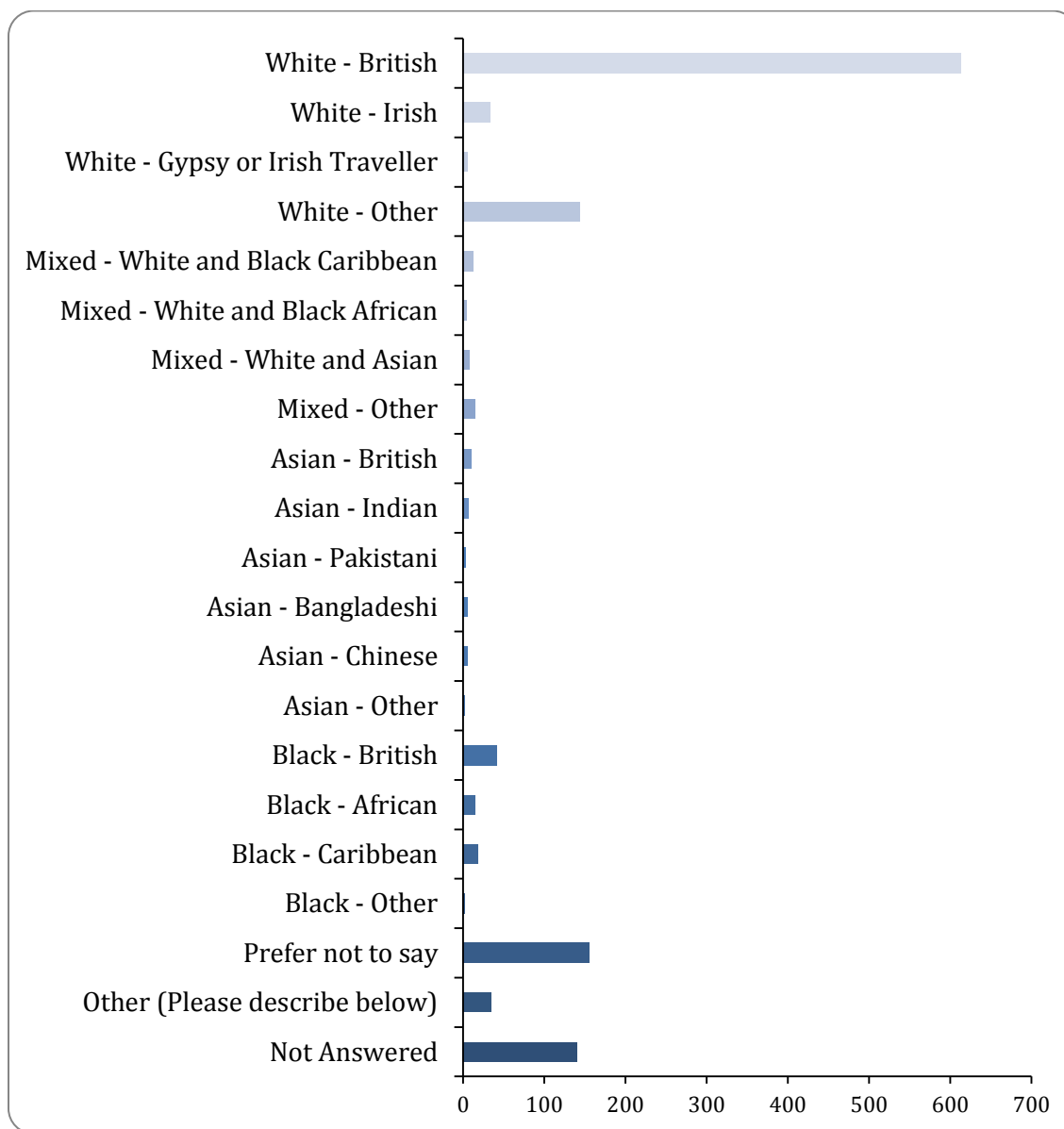
### Sex identity - 'Other'

There were 21 responses to this part of the question.

### 17: What is your ethnicity?

**Ethnicity**

There were 1131 responses to this part of the question.



Option	Total	Percent
White - British	613	48.23%
White - Irish	34	2.68%
White - Gypsy or Irish Traveller	5	0.39%
White - Other	143	11.25%
Mixed - White and Black Caribbean	12	0.94%
Mixed - White and Black African	4	0.31%
Mixed - White and Asian	8	0.63%
Mixed - Other	15	1.18%
Asian - British	10	0.79%

<b>Asian - Indian</b>	7	0.55%
<b>Asian - Pakistani</b>	3	0.24%
<b>Asian - Bangladeshi</b>	5	0.39%
<b>Asian - Chinese</b>	5	0.39%
<b>Asian - Other</b>	2	0.16%
<b>Black - British</b>	41	3.23%
<b>Black - African</b>	14	1.10%
<b>Black - Caribbean</b>	18	1.42%
<b>Black - Other</b>	2	0.16%
<b>Prefer not to say</b>	155	12.20%
<b>Other (Please describe below)</b>	35	2.75%
<b>Not Answered</b>	140	11.01%

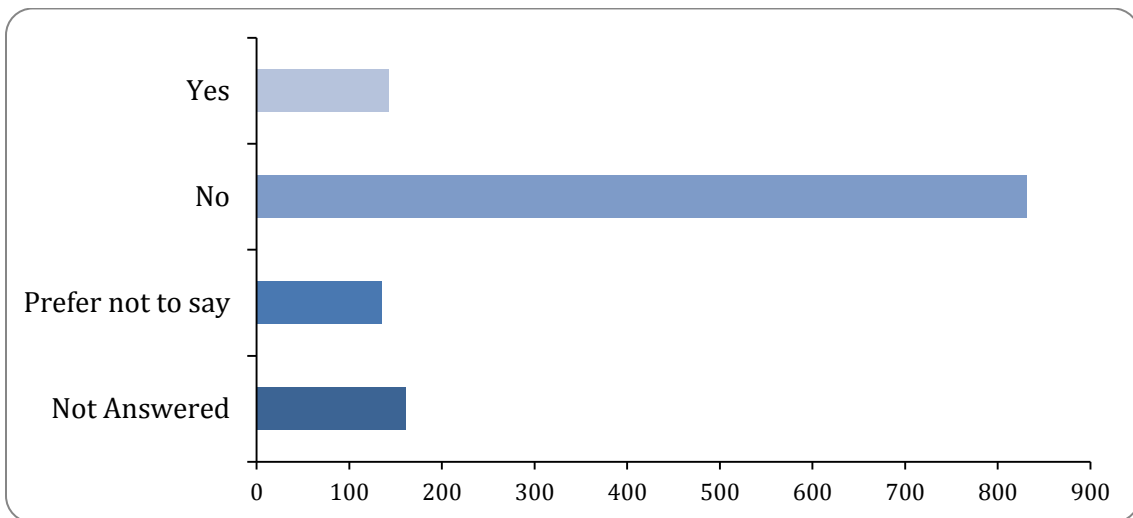
### Ethnicity - 'Other'

There were 45 responses to this part of the question.

### 18: Disability

#### Disability - Do you consider yourself to be a disabled person?

There were 1110 responses to this part of the question.



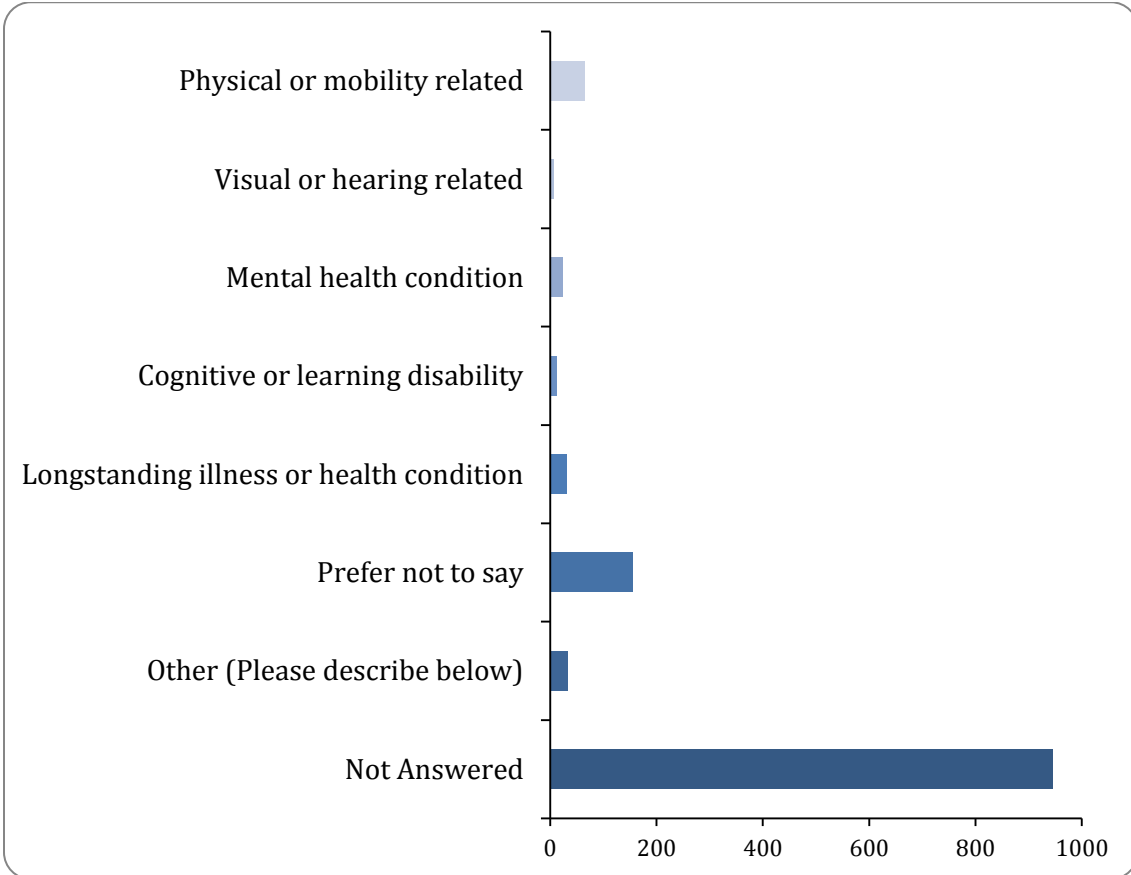
Option	Total	Percent
<b>Yes</b>	143	11.25%
<b>No</b>	832	65.46%
<b>Prefer not to say</b>	135	10.62%



<b>Not Answered</b>	161	12.67%
---------------------	-----	--------

**Disability Type - How would you describe your disability?**

There were 326 responses to this part of the question.



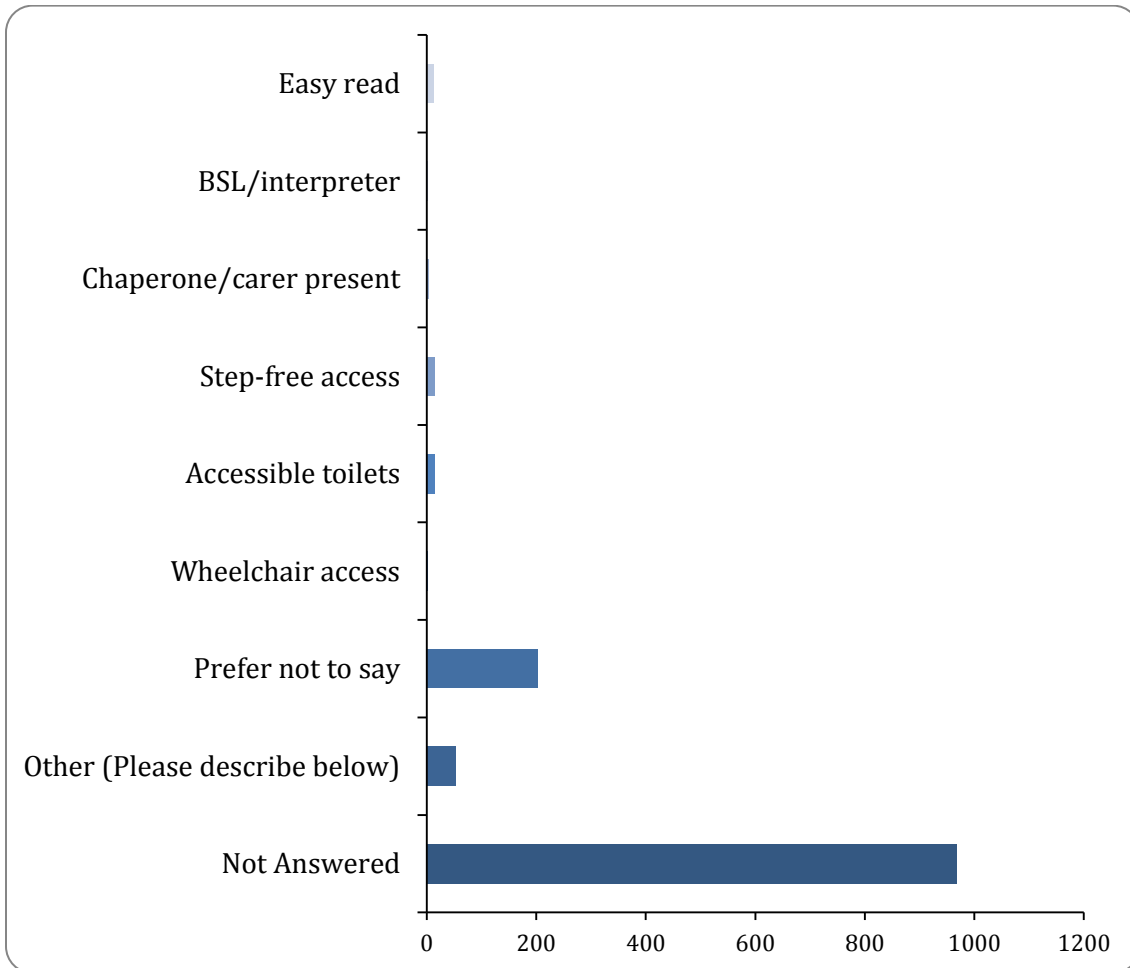
Option	Total	Percent
<b>Physical or mobility related</b>	65	5.11%
<b>Visual or hearing related</b>	6	0.47%
<b>Mental health condition</b>	23	1.81%
<b>Cognitive or learning disability</b>	12	0.94%
<b>Longstanding illness or health condition</b>	31	2.44%
<b>Prefer not to say</b>	156	12.27%
<b>Other (Please describe below)</b>	33	2.60%
<b>Not Answered</b>	945	74.35%

**Disability Type - 'Other'**

There were 29 responses to this part of the question.

**Access Requirements - Do you have any access requirements?**

There were 303 responses to this part of the question.



Option	Total	Percent
Easy read	12	0.94%
BSL/interpreter	1	0.08%
Chaperone/carer present	4	0.31%
Step-free access	14	1.10%
Accessible toilets	15	1.18%
Wheelchair access	2	0.16%
Prefer not to say	203	15.97%
Other (Please describe below)	52	4.09%
Not Answered	968	76.16%

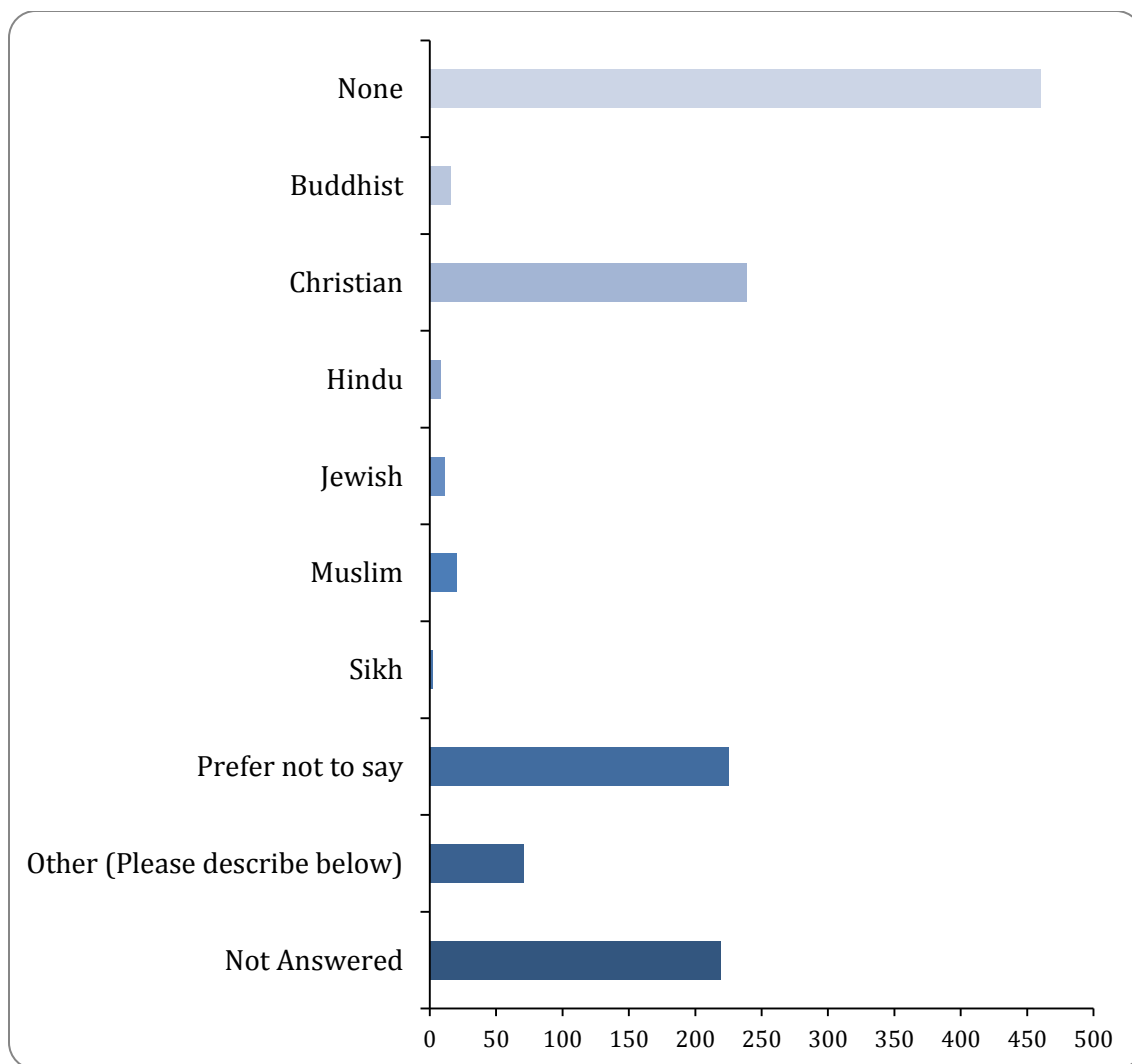
### Access Requirements - Other

There were 32 responses to this part of the question.

### 19: What is your religious belief?

Please select one of the following from the dropdown list:

There were 1052 responses to this part of the question.



Option	Total	Percent
None	460	36.19%

<b>Buddhist</b>	16	1.26%
<b>Christian</b>	239	18.80%
<b>Hindu</b>	8	0.63%
<b>Jewish</b>	11	0.87%
<b>Muslim</b>	20	1.57%
<b>Sikh</b>	2	0.16%
<b>Prefer not to say</b>	225	17.70%
<b>Other (Please describe below)</b>	71	5.59%
<b>Not Answered</b>	219	17.23%

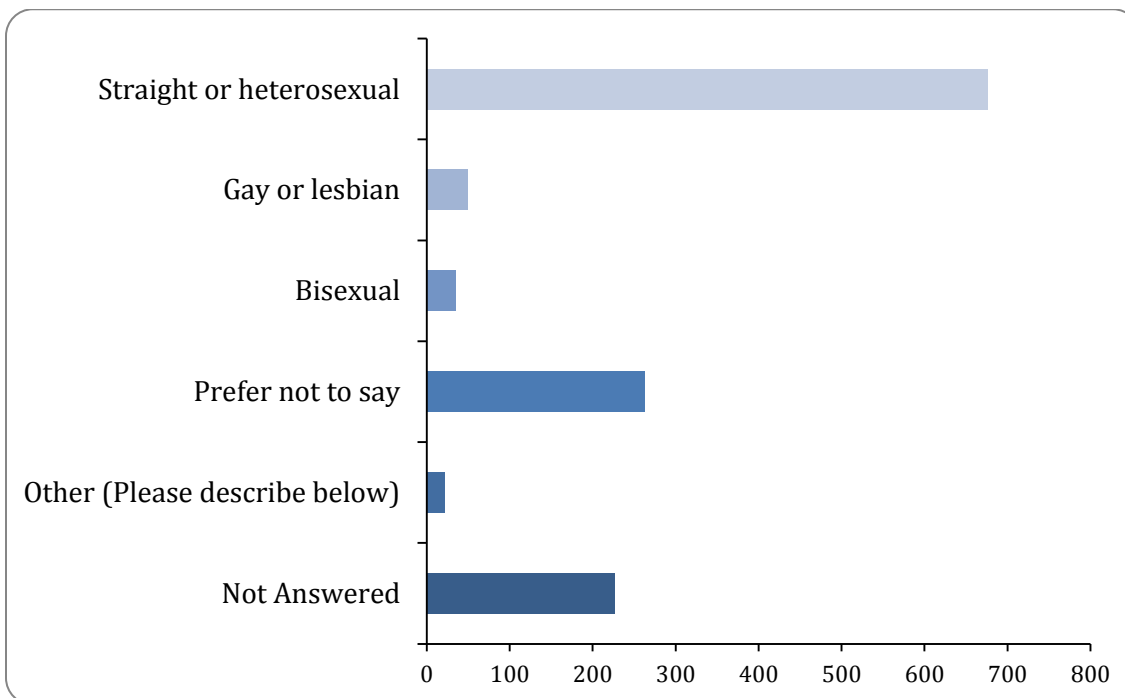
### Religion and Belief - 'Other'

There were 73 responses to this part of the question.

### 20: How would you define your sexual orientation?

Please select one of the following from the dropdown list:

There were 1045 responses to this part of the question.



Option	Total	Percent
<b>Straight or heterosexual</b>	676	53.19%

<b>Gay or lesbian</b>	49	3.86%
<b>Bisexual</b>	35	2.75%
<b>Prefer not to say</b>	263	20.69%
<b>Other (Please describe below)</b>	22	1.73%
<b>Not Answered</b>	226	17.78%

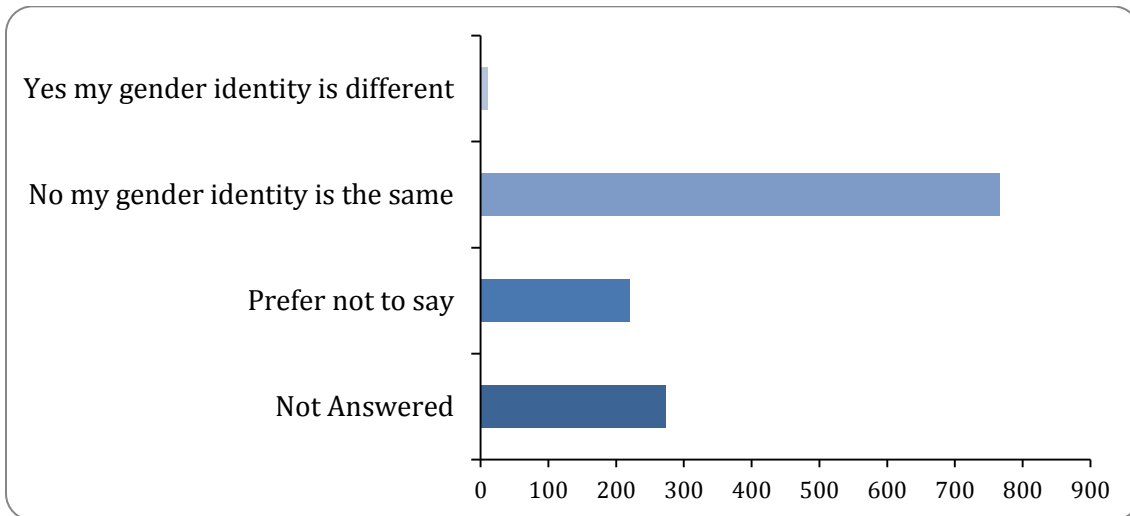
**Sexual Orientation - 'Other'**

There were 36 responses to this part of the question.

**21: Is your gender identity different from the gender you were assigned at birth?**

**Transgender**

There were 998 responses to this part of the question.

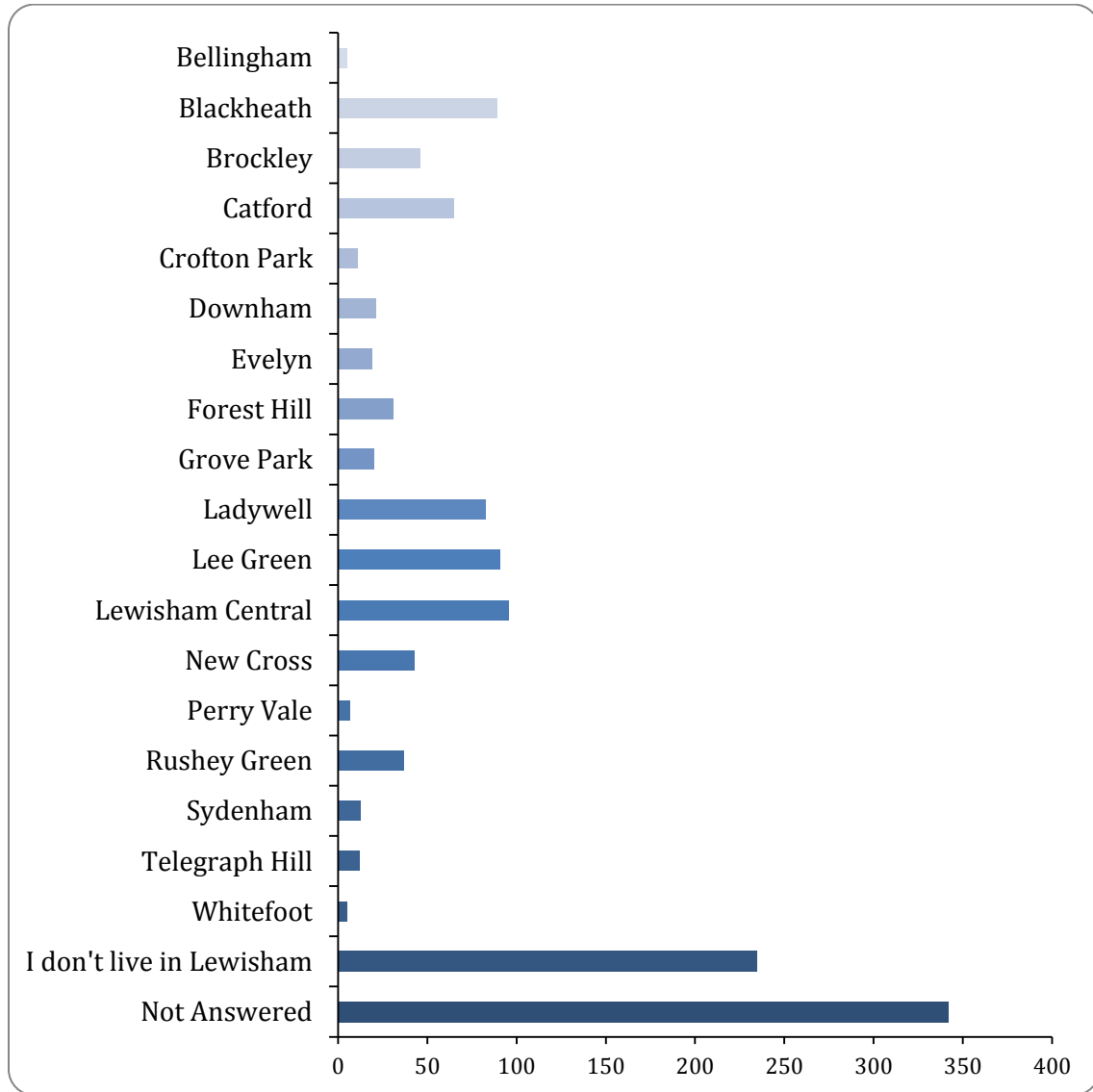


Option	Total	Percent
<b>Yes my gender identity is different</b>	11	0.87%
<b>No my gender identity is the same</b>	766	60.27%
<b>Prefer not to say</b>	221	17.39%
<b>Not Answered</b>	273	21.48%

**22: If you live in Lewisham, which ward do you live in?**

**Please select an option from the list**

There were 929 responses to this part of the question.



Option	Total	Percent
<b>Bellingham</b>	5	0.39%
<b>Blackheath</b>	89	7.00%
<b>Brockley</b>	46	3.62%
<b>Catford</b>	65	5.11%
<b>Crofton Park</b>	11	0.87%
<b>Downham</b>	21	1.65%
<b>Evelyn</b>	19	1.49%
<b>Forest Hill</b>	31	2.44%

Lewisham Council

<b>Grove Park</b>	20	1.57%
<b>Ladywell</b>	83	6.53%
<b>Lee Green</b>	91	7.16%
<b>Lewisham Central</b>	96	7.55%
<b>New Cross</b>	43	3.38%
<b>Perry Vale</b>	7	0.55%
<b>Rushey Green</b>	37	2.91%
<b>Sydenham</b>	13	1.02%
<b>Telegraph Hill</b>	12	0.94%
<b>Whitefoot</b>	5	0.39%
<b>I don't live in Lewisham</b>	235	18.49%
<b>Not Answered</b>	342	26.91%